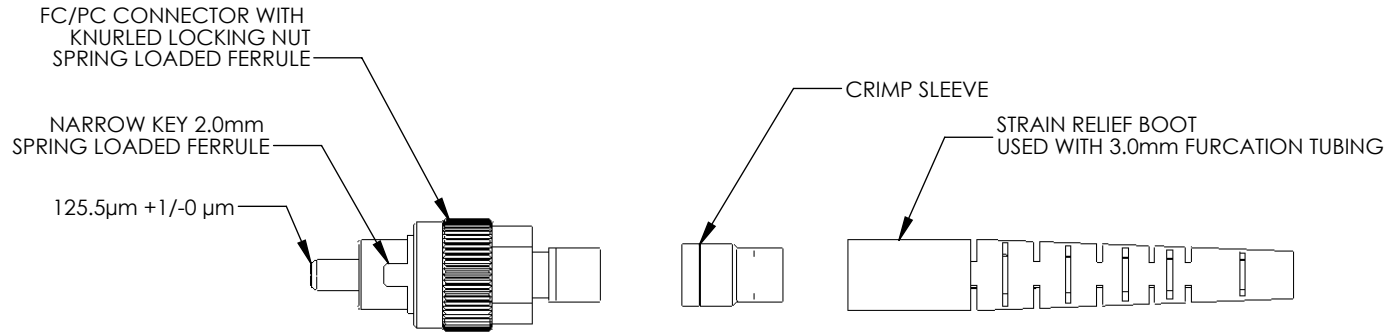
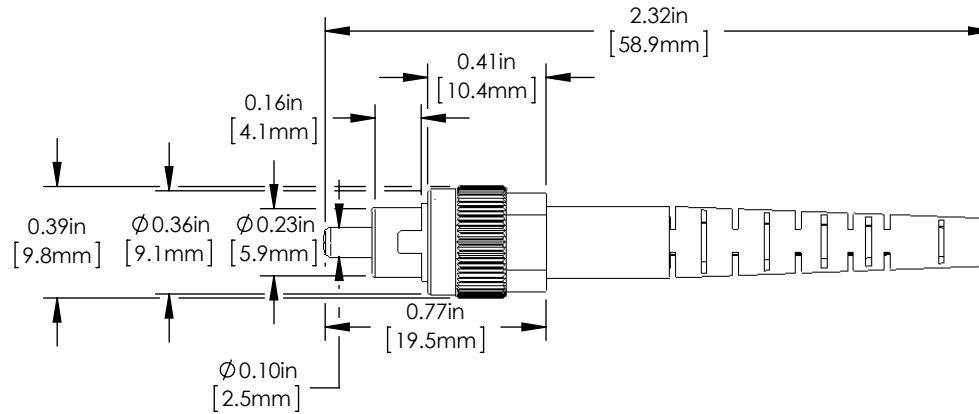


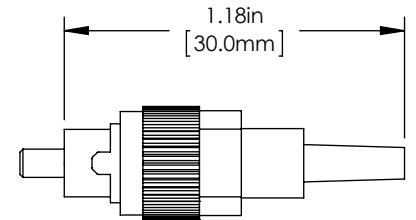
ISOMETRIC VIEW
SCALE 3:2



EXPLODED VIEW



ASSEMBLED VIEW WITH 3mm BOOT



ASSEMBLED VIEW WITH 900 μ m BOOT

CONNECTOR SPECIFICATIONS	
INSERTION LOSS (TYPICAL)	<0.25 dB
INSERTION LOSS (MAX)	<0.50 dB
RETURN LOSS (MIN)	-55 dB
RETURN LOSS (TYPICAL)	-58 dB
EXTINCTION RATIO (MIN)	-20 dB
EXTINCTION RATIO (TYPICAL)	-27 dB
KEY SIZE (NARROW)	1.97 - 2.02mm
FERRULE ID CONCENTRICITY	<0.001mm

FOR USE WITH SINGLE MODE FIBER ONLY INCLUDED BUT NOT SHOWN

- PROTECTIVE DUST CAP
- REMOVABLE 0.5" [13.0 mm] TEFLON GUIDE USED FOR INSERTION OF FIBER AND EPOXY SYRINGE

FOR INFORMATION ONLY
NOT FOR MANUFACTURING PURPOSES

DRAWING PROJECTION			THORLABS www.thorlabs.com	
NAME	DATE	SINGLEMODE, FC/PC CONNECTOR, ϕ 125.5 μ m		
DRAWN	IR	23/MAR/16	REV A	
APPROVAL	PH	20/APR/16	MATERIAL	N/A
COPYRIGHT © 2016 BY THORLABS				
VALUES IN PARENTHESIS ARE CALCULATED AND MAY CONTAIN ROUND OFF ERRORS		ITEM #	30125D2	APPROX WEIGHT
				5 g